



Get Started Fast - TabletClass Math Quick Start Guide

*** Note: all users want to read over the full tutorials and watch the DEMO video**

LOGIN

Login

User Name:

Password:

Note:
Passwords are case-sensitive

[Forgot Your Password?](#)

[Not a Member?](#)

**username and password
are case-sensitive; 3
wrong attempts will lock
you out of system**



START


Task List


My Courses	Stats	Course Navigator
Pre-Algebra Start: 10/16/2007 Expires: 5/14/2012		<input type="button" value="Start"/>



TabletClass Math Quick Start Guide

FIND WHAT YOU WANT TO LEARN

Back to [Main Switchboard](#) Task List  Show [Tutorial](#)

 **Pre-Algebra** Navigator My Pulse

The screenshot shows a navigation sidebar with the following items:

- Start Here
- Introduction to Algebra Terms and Concepts (highlighted in yellow)
- Number Operations (highlighted in green)
- Variables (highlighted in green)
- Order of Operations (highlighted in green)
- Translating Verbal and Algebraic Phrases (highlighted in green)
- Equations/Inequalities/Solutions (highlighted in green)
- Extra Practice Worksheet (highlighted in blue)
- Chapter Review Notes (highlighted in blue)
- Chapter Test (highlighted in blue)
- Chapter Test Key (highlighted in blue)
- Real Numbers/Simplifying Variable Expressions
- Fractions and Decimals

Red arrows on the right side of the sidebar point to the following categories:

- Chapters (points to the yellow folder)
- Sections (points to the green folders)
- Extras (points to the blue folders)



TabletClass Math Quick Start Guide

MAKE SURE YOU SELECT THE RIGHT VIDEO PLAYER FOR YOUR COMPUTER

Lesson	Started - 8/16/2008		Select a player to watch videos *Silverlight is recommended
Worksheet A	Started - 8/16/2008		
Worksheet B	Complete - 8/16/2008		

--	--

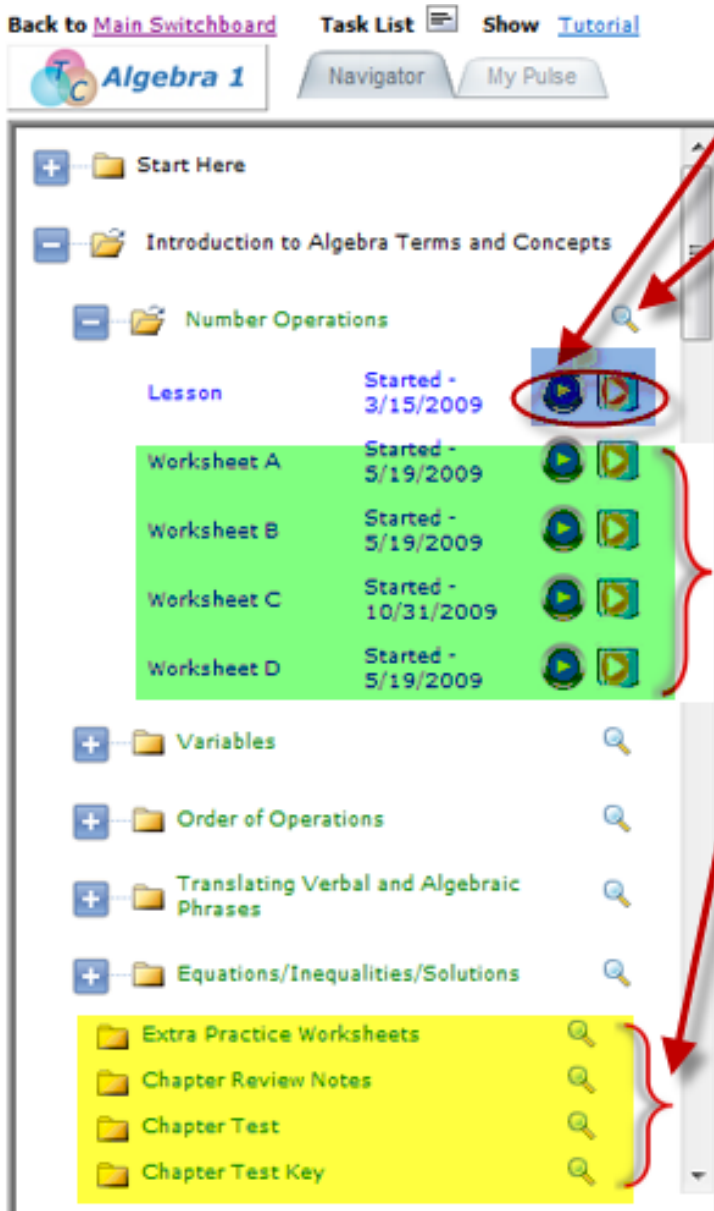
- * Requires: Silverlight Plugin
- * PC users can also use.
- * Select the player that works best on your computer

- * MAC users can not use



TabletClass Math Quick Start Guide

HOW TO LEARN AND PRACTICE



Step 1: Watch Lesson Video
* Use the "Student Journal" to record your confidence level for the topic.

Step 2: Preview and/or print practice problems for the corresponding lesson.

* Practice problems are grouped in "Examples Sets" with progressing level of difficulty beginning with "A" as basic.

Step 3: Watch video solutions to the practice problems.

*Section Practice Problems are called "Worksheets" (i.e. Worksheet A, B, etc.)
** Use the "Student Journal" to record your confidence level for each set of "Example Set" problems.

After completion of a Chapter, students can do the following:
- Review Chapter Notes
- Do additional extra practice worksheets
- Take the Chapter Test & check their solutions with the Chapter Test Key.

As students progress through the course, they should use the "My Pulse" feature to manage their strengths and weaknesses.



TabletClass Math Quick Start Guide

TRACK YOUR CONFIDENCE LEVEL WHILE LEARNING

Last Viewed

Change date as required.

Status

Started - Default Status

Re-visit - Your marker to review the video again.

Complete - You don't feel you need to re-visit the video.

Confidence Level

This is a self assessment designed for you to keep track of your skill level (see My Pulse). We recommend using the following criteria:

A: You can do all problems with no help

B: You can do most problems, but have trouble with a few.

C: You have some level of understanding, but find the problems hard to do.

D: You're struggling with the topic

F: Lost

Status: Last Viewed: Confidence Level: A B C D F

Student Journal

Ratios, Rates and Proportions

Objectives

- * Define Ratios, Rates, Proportions
- * Solve ratio, rates and proportion problems
- * Solve problems involving similar figures or scale drawings

Controls for Video Player



TabletClass Math Quick Start Guide

VIEW WHAT YOU TRACKED (MANAGE SKILLS AND IMPROVE WEAK AREAS)

Back to [Main Switchboard](#) Task List Show [Tutorial](#)

Algebra 1 Navigator My Pulse

Videos with your confidence level **C**
(Select one, A is default)

Video Info	Details	Play Video
Introduction to Algebra Terms and Concepts Number Operations Worksheet A	Started C 5/19/2009	
Introduction to Algebra Terms and Concepts Number Operations Worksheet B	Started C 5/19/2009	
Introduction to Algebra Terms and Concepts Number Operations Worksheet C	Started C 10/31/2009	
Introduction to Algebra Terms and Concepts Number Operations Worksheet D	Started C 5/19/2009	
Introduction to Algebra Terms and Concepts Variables Lesson	Started C 5/19/2009	
Introduction to Algebra Terms and Concepts Variables Worksheet A	Started C 3/17/2009	

Click to display Course Navigator

Click to select/change the confidence level filter

Click to play video you want to revisit

Details: Video Status, Confidence Level & Last Date Viewed



TabletClass Math Quick Start Guide

LEARN ON THE GO!

DOWNLOAD LESSON VIDEOS ON YOUR MOBILE DEVICE



Last Viewed

Change date as required.

Indicates video is available for download to your portable media device (.m4v files).

To Download: Right Click -> Save Target As...

Status

Started - Default Status

Re-visit - Your marker to review the video again.

Complete - You don't feel you need to re-visit the video.

Confidence Level

This is a self assessment designed for you to keep track of your skill level (see My Pulse). We recommend using the following criteria:

A: You can do all problems with no help

B: You can do most problems, but have trouble with a few.

C: You have some level of understanding, but find the problems hard to do.

D: You're struggling with the topic

F: Lost

Download Link

Status: Last Viewed: Confidence Level: A B C D F

Update

Ratios, Rates and Proportions

Objectives

- * Define Ratios, Rates, Proportions
- * Solve ratio, rates and proportion problems
- * Solve problems involving similar figures or scale drawings